



## So...You Want to Give to God? Leaders' Guide


**Scripture:** “You should each give what you have decided in your heart to give. You shouldn’t give if you don’t want to. You shouldn’t give because you are forced to. God loves a cheerful giver” (2 Corinthians 9:7, NIRV).

**Purpose:** The purpose of this *Leader's Guide* is to provide you with the basic resources to teach children about stewardship through the use of the booklet, *So... You Want to Give to God?*


### Resource List


*So...You Want to Give to God?* Student Booklet and this leader's guide

#### Bible

 Faith Words are words that help you in your Christian life. They are important faith concepts for children. These words are emphasized using the Faith Words' logo. Look for the definition for “steward” and “stewardship” on page 2 of the student booklet.

## What Is Stewardship?

Stewardship  is how we take care of everything God has given to us. God has given us a lot. He has given us life. He gave us family like moms and dads, grandmothers and grandfathers, or others who care for us. God gave us a great world to live in and friends to share it with.

Stewardship comes from the word, steward. A good steward  is one who does a good job taking care of something. If we want to be good stewards for God, we must take care of the many things God has given us. That includes our money, our friendships and family, our gifts and abilities, and our world. Basically we respond to God's great gifts by giving back to Him.

As you teach children about stewardship, remember that everything we have is a gift from God. God is happy when we take care of these things and in return give to Him.

Because of this, teaching about stewardship will cover many different areas. This is good, because it reminds us of the many things God has given us. However, it can make teaching this concept difficult.

## How to use this guide:

Prepare by reading the suggested materials and the introductory information. Complete the booklet, *So... You Want to Give to God?* before you teach it to children. This will help prepare you for questions that may arise during the class session.

Create an open environment. Allow the children to ask any questions they may have.

You may want to teach this class in one setting, or break it into multiple settings. If you choose to break it up, teach pages 2-4 in the first session, pages 5-6 in the second session, and conclude with pages 7-8 in a third session.

Have fun. You are part of an important spiritual event in the lives of the children in your class.

Print the narrow column information for parents on the next page. Send this home after the session.

Keep in mind that the central issue is our attitude about caring for things and giving them back to God. As our main verse reminds us, "God loves a cheerful giver" (2 Corinthians 9:7).

## The Lesson

### Introduction

Print the word **stewardship** on a marker board or sheet of poster board. Say, **Stewardship is how we take care of everything God has given us.** Circle the letters "steward" in the word. Say, **Stewardship comes from the word, "steward."** **A steward is a person who takes care of something.**

Say, **Name a person who takes care of something.**

- A parent takes care of children.
- A farmer takes care of the land.
- A police officer takes care of people and keeps them safe.
- A doctor takes care of sick people.

Say, **God gives us many things. Can you name something God gives us?** (Life. Family and friends. Talents and abilities. Our world.)

### Good Stewards

Pages 2-3 in *So... You Want to Give to God?*

If you have not done so before, distribute copies of *So... You Want to Give to God?* to each child.

Review page 2. Look at page 3 and discuss the following things that God gives us. Each item includes ideas for discussion and learning. Choose those activities which best fit your situation and group.

#### 1—God gives us life.

Every day we live is a gift from God.

**Activity 1:** Let the children help you make a list of things that make life special.

## Ideas for parents:

Use these ideas to continue the learning with your children.

Dear Parent,

Your child has been learning about stewardship and giving to God. Here are some ideas to help you reinforce the concept of cheerful giving.

Memorize the main verse (2 Corinthians 9:7) as a family. The children learned this verse from the *NEW INTERNATIONAL READER'S VERSION*.

Read through the booklet with your child, *So... You Want to Give to God?*

Help your child understand the importance of giving tithes and offerings. Provide offering envelopes for their use.

Giving tithes and offerings is harder for children who do not receive an allowance. Talk to your child about ways he or she can earn money.

Help your child understand his or her talents and abilities. Give sincere praise. Encourage your child to use these talents or abilities to help others and serve the church.

Have your family work on a project to take care of the environment. Start recycling. Pick up trash in a local park. Plant a garden and take care of it. Plant a tree.

Work on a family time chart. Talk about ways you spend time each day. What are some good ways you spend your time? What are some ways you can better use your time?

Work together as a family to raise money for a special mission project.

Serve together as a family in a local shelter or food bank.

Go through your pantry and collect food for a local food bank.

Brainstorm other ways you and your family can give to God by giving to others.

**Activity 2:** Have the children cut pictures from magazines that show things that make life special. Attach these pictures to poster board and display in your room.

Ask for a volunteer to pray and thank God for giving us life.

### 2—God gives us talents and abilities.

Each of us has the ability to do something well like sing, draw, play sports, do well at school, or even make people feel better by saying kind things.

**Activity 1:** Ask the children to tell one thing they do well. Talk about how these talents are gifts from God.

**Activity 2:** Plan a talent festival to showcase the talents of the children in your group. Encourage the children to be creative about how they can show their talent.

### 3—God gives us family and friends.

God gives us family and friends to love us and care for us.

**Activity 1:** Provide supplies for children to use in making an appreciation card for a family member or friend.

**Activity 2:** Give each child a sheet of paper and a pen or pencil. Have them make a list of the names of everyone they know (family and friends) in three minutes.

### 4—God gives us a beautiful world.

God gives us a beautiful world with animals, trees, mountains, and rivers.

**Activity 1:** Take a brief field trip outside your building. Talk about all the beautiful things God has created. If this is not possible, print and show pictures from the Internet or show a nature video that the kids will enjoy.

**Activity 2:** Make a display representing the world God has created. Have the children bring items such as rocks, sticks, water, leaves, and a bird feather.

### 5—God gives us fun things.

God gives us extra stuff too! Things like toys, clothes, and games.

**Activity 1:** Talk about the fun things the children have. Make a list of each child's favorite toy or game.

**Activity 2:** Have a show-and-tell. Ask the children to bring a favorite toy (or item) and show it to the group. Share something you have with the kids.

## Notes:

**6—God gives us the ability to earn money.**

God gives us the ability to work and earn money to buy stuff. Even though kids don't have regular jobs, God provides adults with the ability to work and take care of their families. Sometimes, parents give kids money as a gift or for doing work around the house.

**Activity 1:** Bring some type of play money. Assign a “wage” to various tasks such as straightening chairs, handing out papers, or bringing a Bible. “Pay” the children for the tasks they complete.

**Activity 2:** Discuss the various ways we get money. (allowance; chores; gifts) Ask, **What are some things you do with the money you have?**

## The Bible and Giving

Page 4 in *So... You Want to Give to God?*

Say, **The Bible has many stories and verses about giving and stewardship. Let's begin by reviewing our main verse together.**

Review the main verse – 2 Corinthians 9:7 (NIRV) – with the children. Print the verse on poster board and place it your room during this session. Use this verse as a reminder that our giving to God should be done out of love for Him.

If you have not done so, give each child their copy of the booklet, *So... You Want to Give to God?* Make sure Bibles are available to read the stories. Have them use page 4 for this section.

### **The Faithful Servants (Read Matthew 25:14-28)**

Explain that a talent in Bible times is an amount of money. One talent is about one thousand dollars (biblegateway.com). Ask, **How much money did the man give the first servant?** (Five talents equal \$5,000.) **How much did he give the second servant?** (Two talents equal \$2,000.) **How much did he give the third servant?** (One talent equals \$1,000.) Ask, **What do you think Jesus was reminding us of as He told this story?** (To take care of the things He gives to us.)

Discuss ways the children might take care of this money if it was given to them. (Put the money in a bank to earn interest. Invest in a new business.)

# Giving in the Bible

Here are some Scripture passages to help as you study stewardship. Share these passages with children and their families. Challenge them to read these passages together.

1 Kings 17:7-24

Proverbs 3:9

Proverbs 17:17

Ecclesiastes 3:1

Malachi 3:8

Matthew 10:8

Matthew 25:14-28

Mark 10:17-27

Mark 12:41-44

Luke 6:38

Romans 12:8

1 Corinthians 12:4-6

2 Corinthians 9:7

Ephesians 2:10

Philippians 4:12-14

Have the children complete the sentence on page 4 of the booklet. (Because the first two servants were faithful with a few things, the master put them in charge of many things.)

**Optional activity:** Use an amount of money such as five or ten dollars to purchase lemonade or some other food or snack item. Set up a lemonade stand in a safe, public area and sell the lemonade. Give the money raised to the children's department or to a mission offering. Talk about how investing a little money can raise more money. Discuss ways that children might raise money for special projects.

## The Rich Young Man (Read Mark 10:17-27)

Ask, **Why do you think Jesus told this story? The young man was sad when he left Jesus. Why was he sad?** (Have the children fill in the blank on page 4.)

Ask, **How hard would it be to sell all of your toys and games and stuff and give the money to the poor? Why do you think Jesus asked the man to sell all of his stuff?** (Jesus knew this man loved his money and stuff more than he loved God.) Explain that God wants us to love Him more than anything else – even our favorite video game!

**Optional activity:** Ask the children to donate one item (toy, game, sports equipment) in good condition. (Discuss this with parents first.) Get together and clean the items. Work together to find a family or group of children to donate the items to. This may include a community youth center or a shelter for children.

## The Widow's Offering (Read Mark 12:41-44)

Ask, **What do you think Jesus wants you to do when you give to God and others? Why did Jesus say the widow gave more than the rich people?** (Because she gave everything she had. The rich people gave a lot, but it was not everything they had.) Have the children fill in the blank on page 4: Jesus said the woman gave more because she gave everything or all she had.

Remind the children of the main verse. Say, **God is looking for people who give because they love Him. It doesn't matter if we give a lot or a little, as long as we give what God wants us to give.**

**Optional Activity:** Tell the children about a special offering that is coming soon in your local congregation. Ask the children to pray about what God wants them to give to this offering. Talk about ways they can get money to give. (Do extra chores for money. Give part of their allowance.) Send a note to parents about this special offering. Encourage



Notes:

parents to help their children pray about the offering. Ask parents to help the children think of ways to raise money for this offering.


## What Can We Give to God?

Pages 5 and 6 in *So... You Want to Give to God?*


If you have not already done so, give each child their copy of *So... You Want to Give to God?* Refer the children to pages 5 and 6 for this session (or portion of the lesson).

Say, **There are many ways to give to God. Most people think of money when we talk about giving. However, we can give to God in many ways.** Have the children list ways people can give to God.

### Tithes and Offerings

Say, **Giving a tithe  means that you give ten percent of money you earn or receive.** Refer to page 5 of the booklet and ask what a tithe is used for? (To run a church. To pay your pastor a salary, pay heating and electric bills, buy Sunday School books, and other things.)

Read Malachi 3:8. Ask, **What does God say about tithing?** (When we don't give our tithe, it is like robbing or stealing from God.)

Say, **Offerings  are monies we give in addition to tithe.** Describe the different kinds of offerings discussed on page 5.

**Optional Activity 1:** Ask your pastor if the children can serve as ushers during a regular service.

**Optional Activity 2:** Bring in various denominations of play money (or use real money). Use these to help the children understand how to calculate ten percent.

### Talents and Abilities

Say, **God gives everyone the ability to do something well.** Ask the children what they do well. Include sports ability as well as personality traits and gifts such as making people feel good or being a good friend.

Read 1 Corinthians 12:4-6. Say, **The writer says that we all have gifts (or talents) and that we should use them to help the church.** Ask, **What is something you do that is helpful for the church?**

## Notes:

**Optional Activity:** Ask your pastor to let the children use their talents in a church service. These can include singing, playing an instrument, reading Scripture, presenting a short drama, welcoming everyone to the service, or praying.

### **Friends and Family** (turn to booklet page 6)

Say, **God gives us friends and family. As good stewards, we should treat our friends and family members with love and respect.** Read Proverbs 17:17. Say, **This verse reminds us that friends and family stand by each other at all times. When we do this we are giving to God through our attitudes, words, and actions.**

**Optional Activity:** Let the children plan a party or activity just for family and friends. During the party tell the guests how special they are to the children. Have each child share with his or her friends/family appreciation.

### **Time**

Say, **God wants us to be good stewards of how we spend our time. Time is a gift from God.** Read Ecclesiastes 3:1. This verse says that there is a time for everything. Discuss the ways we spend our time. Ask, **What are good ways to spend your time? What are bad ways to spend your time?**

**Optional Activity:** Have the children track how they spend their time for one week. Ask the children to bring their schedules and discuss the different ways each child spends time. Be sure to do the same! Talk about how we can honor God with our time.

**Note:** if possible, have the children track their time prior to the session. This will allow you to discuss their schedules during this section.

### **Our World**

Say, **God gives us a beautiful world to live in. Ask, What is your favorite thing about the world?** Make a list of all the good things God has created. Read selected verses from Genesis 1 and 2. Ask the children to name things God created. Talk about how we can take care of these things. Pray and thank God for His beautiful creation.

**Optional Activity:** Help the children plan a special project to take care of their world. This could include picking up trash at a nearby park or around the church property, placing a recycling box in the church

## Notes:



Faith Words are words that help you in your Christian life. They are important faith concepts for children. These words are emphasized using the Faith Words' logo. Look for the definition for "tithes" and "offerings" on page 5 of the student booklet.

Unless otherwise indicated scripture taken from the *Holy Bible, New International Version*® (NIV). Copyright © 1973, 1978, 1984 by International Bible Society. Used by permission of Zondervan Publishing House. All rights reserved.

Scripture marked NIV is taken from the *Holy Bible, New International Reader's Version* (NIRV). Copyright 1995, 1996, 1998 by International Bible Society. Used by permission of Zondervan Publishing House. All rights reserved.

for paper or aluminum cans (have the children decorate the box), or planting a small garden outside the church.

## A Good Steward Gives!

Page 7 in *So... You Want to Give to God?*

Take a few minutes to review the previous information and allow children to ask any questions they may have about stewardship. This might be a good time to invite a pastor to join you and answer the questions.

Have the children complete the crossword puzzle on page 7 of the booklet. Ask for volunteers to share their answers.

### Answers:

**1 Down:** GENEROUSLY

**2 Across:** FREELY

**3 Across:** CHEERFUL

## How Can I Be a Good Steward?

Page 8 in *So... You Want to Give to God?*

Have children turn to page 8 in the booklet, *So... You Want to Give to God?* Have them make a list of their talents. Ask for volunteers to share their answers. Make a list of your talents and share these with the children.

Have the children complete the section on money and tithing. (Option: Have the children do this section at home with their parents.)

Have the children list ways they can take care of the world. Discuss the answers.

Ask, **What are some other ways you can be a good steward with your friends and family? With your body and mind?**

If possible, plan together one thing you will do as a group to give to God.

Say the main verse together from 2 Corinthians 9:7. Print this verse on a card for each child and send home. Close the session with prayer. Pray that God will help you and the children be cheerful givers. Thank God for all the good things He has given to people.



# New in the YOUNG BELIEVER'S DISCIPLESHIP SERIES


# FREE

Downloadable  
Leader's Guide



**So...You Want to  
Give to God?**

**CD-3209**  
(pkg. of 10)



**So...You Want to  
Share Jesus?**

**CD-3208**  
(pkg. of 10)



**So...Who Is a  
Disciple-maker?**

**CD-3207**  
(pkg. of 10)

Help children grow deeper in their relationships with God and others with the newest books in the *Young Believer's Discipleship Series*. This series is great for Children's Pastors, church leaders, and parents who want to encourage young believers to live out their faith.

#### Other titles available in the series:

- CD-3206 So...You Want to Follow Jesus? (packet)
- CD-3205 So...You Want to Take Communion? (pkg. of 10)
- CD-3204 So...You Want to Be Baptized? (pkg. of 10)

**W**  
WORD *action*